

RE-REGISTRATION

IGNOU RC MUMBAI



Edit with WPS Office

About Re-registration

- Taking admission in next semester/ year is known as Re-registration in IGNOU
- Re-registration is one of the most important activity for the learners and should be taken well before writing the current year/ semester exams
- Timely re-registration will help you to complete your programme in minimum duration
- Even if you have not answered your current year/ semester exams and assignments, you are eligible to apply for re-registration

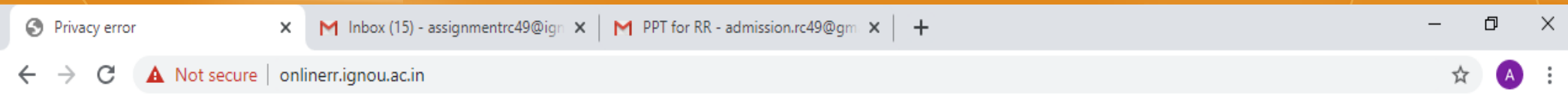


How to apply for Re-registration

- Re-registration has to be applied online at onlinerr.ignou.ac.in
- You should have your valid email ID and phone number active as OTP will be send to your mobile number
- The Re-registration is a short process and can be completed in few small steps
- Be careful while selecting your optional courses as it might not be changed in later stage.
- Payment can be done through debit card/ credit/ internet banking
- The username and password created during fresh admission will not be used
- Application will be processed after receipt of programme fee only



You might face below error once you visit onlinerr.ignou.ac.in,
click advance



Your connection is not fully secure

This site uses an outdated security configuration, which may expose your information (for example, passwords, messages, or credit cards) when it is sent to this site.

NET::ERR_SSL_OBSOLETE_VERSION

Advanced

Back to safety

Activate Windows
Go to Settings to activate Windows.

Show all X

IGNOU RR.pptx

Type here to search





Your connection is not fully secure

This site uses an outdated security configuration, which may expose your information (for example, passwords, messages, or credit cards) when it is sent to this site.

NET::ERR_SSL_OBSOLETE_VERSION

Hide advanced

Back to safety

The connection used to load this site used TLS 1.0 or TLS 1.1, which are deprecated and will be disabled in the future. Once disabled, users will be prevented from loading this site. The server should enable TLS 1.2 or later.

[Proceed to onlinerr.ignou.ac.in \(unsafe\)](https://onlinerr.ignou.ac.in)

Activate Windows
Go to Settings to activate Windows.

Show all X

IGNOU RR.pptx



Type here to search



ENG

21:08
29-08-2020



STEP-1 (onlinerr.ignou.ac.in)

The screenshot shows a web browser window with the URL <https://onlinerr.ignou.ac.in>. The page has an orange header with the text "Re-registration for July 2020 Session". Below this is a pink banner with the text "Last Date : 31st August 2020". The main content area is white and contains a welcome message and a list of instructions. The browser's address bar shows the URL and a "Not secure" warning. The Windows taskbar is visible at the bottom with various application icons and the system clock showing 10:14 on 22-08-2021.

Re-registration for July 2020 Session

Last Date : 31st August 2020

Welcome to the Re-registration Portal for July 2020 Session. On this portal you can submit your re-registration form for the next year/semester and make online payment. This portal is open for both Indian and International students of the University.

Before you proceed, please read the following instructions carefully:

1. You will need to register on the Portal. Please click "New Registration" button to proceed. Please provide your correct mobile number and e-mail ID, because we shall be able to send you confirmation and other important update only if we have your correct mobile number and e-mail ID.
2. Choose your courses (wherever option is given) carefully. Please go through your Programme Guide for details of the courses on offer. Change of course at a later stage may result in loss of time available to you for your studies.
3. Please exercise due caution in making online transaction. Please do not share your card details or OTP with anyone. As far as possible, please use your own card/net banking to make payment. You can also make payment through UPI, including BHIM App. Students of International Division may use online payment options available to them.
4. Please do not wait for the last date for submission of your re-registration form.
5. In case online payment made by you does not get updated, please do not make the second payment immediately. Please wait for a day, check the payment status and then decide.

Activate Windows
Go to Settings to activate Windows.

in loss of time available to you for your studies.

3. **Please exercise due caution in making online transaction.** Please do not share your card details or OTP with anyone. As far as possible, please use your own card/net banking to make payment. You can also make payment through UPI, including BHIM App. **Students of International Division may use online payment options available to them.**

4. **Please do not wait for the last date for submission** of your re-registration form.

5. In case online payment made by you does not get updated, **please do not make the second payment immediately.** Please wait for a day, check the payment status and then decide.

6. In case you make payment two times for the same application, one of the payments shall be refunded to your account.

7. In case you are using third-party services (cybercafé or some other outlet) for submission of your re-registration form, please ensure that the **courses have been correctly chosen** and payment of programme fee has been made successfully. **Please obtain a printout of the form submitted and payment confirmation.**

8. **Students of PGDWGS Programme** (enrolled in July 2018/July 2019) may register for 2nd semester on the link <https://onlinerr.ignou.ac.in/pgdwgs>

☐ I have read and understood the instructions given above.

Proceed for re-registration

Activate Windows
Go to Settings to activate Windows.

STEP -2 (New Registration)



Indira Gandhi National Open University



Sign In

Username

Enrollment Number

Password

Password

Captcha Verification (Click on the text to change)

gibica

Login


New Registration

Reset Password

Activate Windows
Go to Settings to activate Windows.



STEP-3



Index Gandhi National Open University

Instructions

- Student are advised to use their own mobile and email address details for registration of account.

Student Registration Form

Select Programme

Select

Name (as on ID Card)

Enrollment Number

sibica

Click on the text to change

Submit

Project Samarth

Activate Windows
Go to Settings to activate Windows.



STEP-4 (OTP)

Indira Gandhi National Open University

Enter the following details to continue your registration.

Notes

Please enter your own email address and mobile number. These details will be used for official communication and password reset facility.

Enter your mobile number

Enter your mobile number

Required

Submit

Project Samarth

Activate Windows
Go to Settings to activate Windows.

STEP 5 (Creation of password)

Indira Gandhi National Open University

Info! Please create your password.

Create your password

Username:

Password:

Confirm Password:

Submit

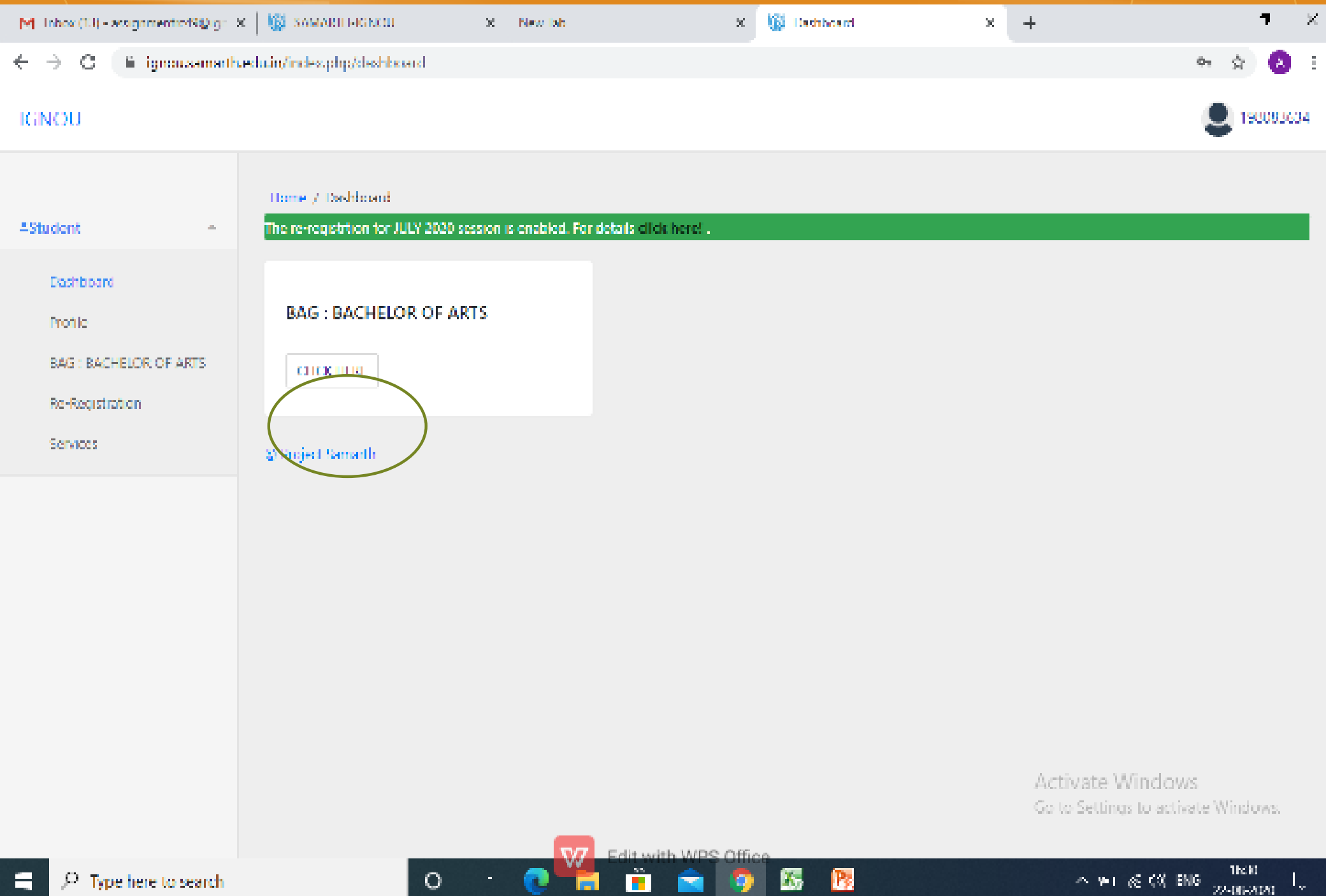
Project Samarth

Activate Windows
Go to Settings to activate Windows.

Type here to search

Edit with WPS Office

ENG 10:01 22-08-2021



STEP-7

Student	Level	BACHELOR	Program Type	UG/PG	Delivery Mode	Open Distance Learning
Programme	Admission (Year-Cycle)	2019-JULY	Admission Quota	UR	Discipline	ENG POL

Re-Registration open for 2020 JULY. You can apply for re-registration in YEAR 2 of BAG : BACHELOR OF ARTS

[Click here to select your courses](#)

My Courses

#	Code	Title	Category	Credits	Term	Cycle
1	BEGC131	INDIVIDUAL AND SOCIETY	COMPULSORY	6	1 SEMESTER	JULY 2019
2	BEGLA135	ENGLISH IN DAILY LIFE	COMPULSORY	6	1 SEMESTER	JULY 2019
3	BEVAE181	ENVIRONMENTAL STUDIES	COMPULSORY	4	1 SEMESTER	JULY 2019
4	BPSC131	INTRODUCTION TO POLITICAL THEORY	COMPULSORY	6	1 SEMESTER	JULY 2019
5	BEGAE182	English Communication Skills	COMPULSORY	4	2 SEMESTER	JULY 2019
6	BEGC132	SELECTIONS FROM INDIAN WRITING : CULTURAL DIVERSITY	COMPULSORY	6	2 SEMESTER	JULY 2019

STEP-8 (Select Course Codes)

IGNOU

Re Registration

Programme

Re Registration

Study material type selection

☐ 1. I opt for receiving the study material in digital form and avail 13% discount in program fee.

☒ 2. I opt for receiving the study material in printed form.

Courses Selection for SEMESTER 3

S.No	Option Type	Course Code : Course Name (Credit)
1	COMPULSORY	PRAC101 : Comparative Government and Politics (3)
2	COMPULSORY	BBEC133 : British Literature (3)
3	Select One	<div>Selected</div>
4	Select Skill Enhancement Courses	<div>Selected</div>

Courses Selection for SEMESTER 4

S.No	Option Type	Course Code : Course Name (Credit)
5	COMPULSORY	WAPS006 : Introduction to International Relations (3)

190003634

Activate Windows
Go to Settings to activate Windows.

Type here to search

WPS Office

10th 22-09-2021

STEP-9 (Payment)

- Once the course codes are selected, confirm them and proceed for final payment
- Once the payment is made you may login again at the RR portal and check the application form, where fee payment will also be reflected
- The new details will be reflected in registration portal soon
- If you have any issue related to OTP or any other issue related to RR, you may always send email to rcmumbai@ignou.ac.in

